



# MERCED AVE LINEAR PARK

*Concept Design Memo*

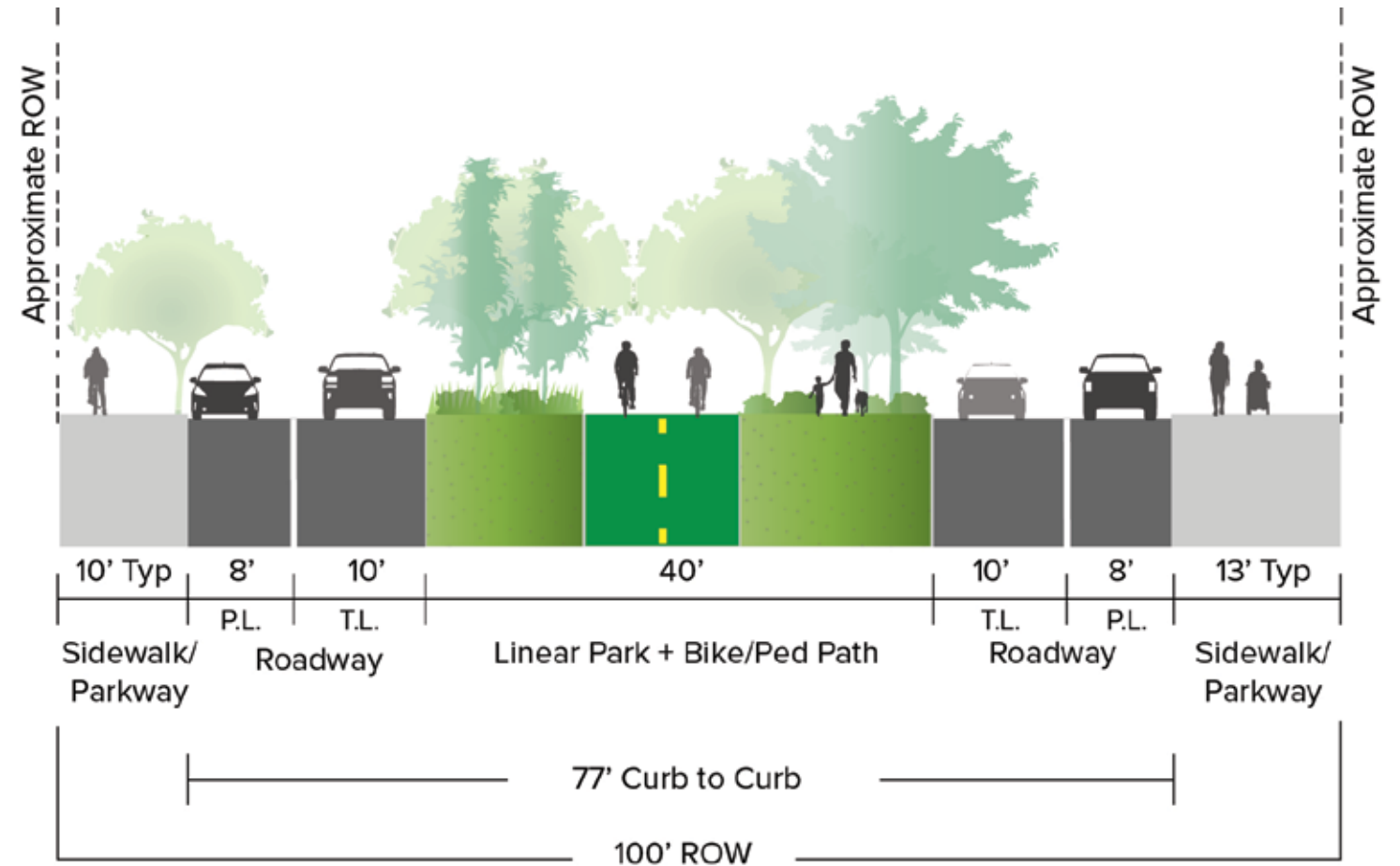
DRAFT 01.12.2022 **alta**



## DESIGN VISION

### GOALS

- Create a collection of outdoor spaces that can be used for play, relaxation, picnicking, and socializing
- Provide opportunities for passive and active recreation
- Provide a safe and accessible path of travel
- Minimize conflicts between bicycles, pedestrians and vehicles
- Provide amenities at gateways and along trail that benefit both trail and park users
- Promote sustainability through the use of native plants, appropriate materials, and stormwater mitigation



Merced Avenue Linear Park - Conceptual Cross Section



**SENSE OF COMMUNITY**



**PHYSICAL WELLBEING**



**SUSTAINABILITY**

# ORGANIZATIONAL FRAMEWORK

## DESIGN CONCEPT

### DESIGN STRATEGIES:

- SHARED-USE PATH IS CURVILINEAR, SLOWER, LESS DIRECT
- PROGRAM AREAS OCCUR AS 'NODES' ALONG BOTH SIDES OF SHARED USE PATH
- A BALANCED MIX OF ACTIVE AND PASSIVE PROGRAM ELEMENTS
- MANAGE STORMWATER
- INCREASE URBAN FOREST CANOPY/SHADE
- CREATE HABITAT WITH NATIVE PLANTINGS



# SITE PLAN

## CONCEPT PLAN



- NEIGHBORHOOD PLAZA
- PLAY AREA FOR 2-5 YEAR OLDS
- PLAY AREA FOR 5-12 YEAR OLDS
- BUFFER LANDSCAPING
- LANDSCAPED FLEX SPACE
- PICNIC AREA
- ENTRY LANDSCAPING AND PUBLIC ART INSTALLATION



**STREET CROSSINGS**



**CROSSING TREATMENT INSPIRATION**



Crosswalk Art



Accent Paving Materials



Raised Crosswalk



**ACCESS** ●

**GATEWAY / SIGNAGE**



Gateway Monuments or Public Art



Gateway Paving



Kiosk / Wayfinding



Interpretive Signage

**PATH MATERIALS**



Standard Concrete



Asphalt Paving



Specialty Pavers



Decomposed Granite



**RETREAT** ● ●

**SEATING**



Gabion Seat Walls



Custom Concrete Bench



Traditional Park Bench



Modern Park Bench

**LOUNGING**



Mounding



Hammock



Swing Bench



Custom Wood Lounger



**RETREAT** ● ●

**PICNIC AREAS**



Low Water Use Lawn/Meadow



Picnic Tables



Games Tables



Natural Boulder Seating

**SHADE**



Pre-fab Steel Structure



Fabric Shade Sail



Custom Wood and Steel Shade Structure



Custom Steel Shade Structure





### BICYCLE PARKING



Classic



Modern



Artistic

### SOLAR LIGHTING



Pole Lights



Illuminated Security Bollard

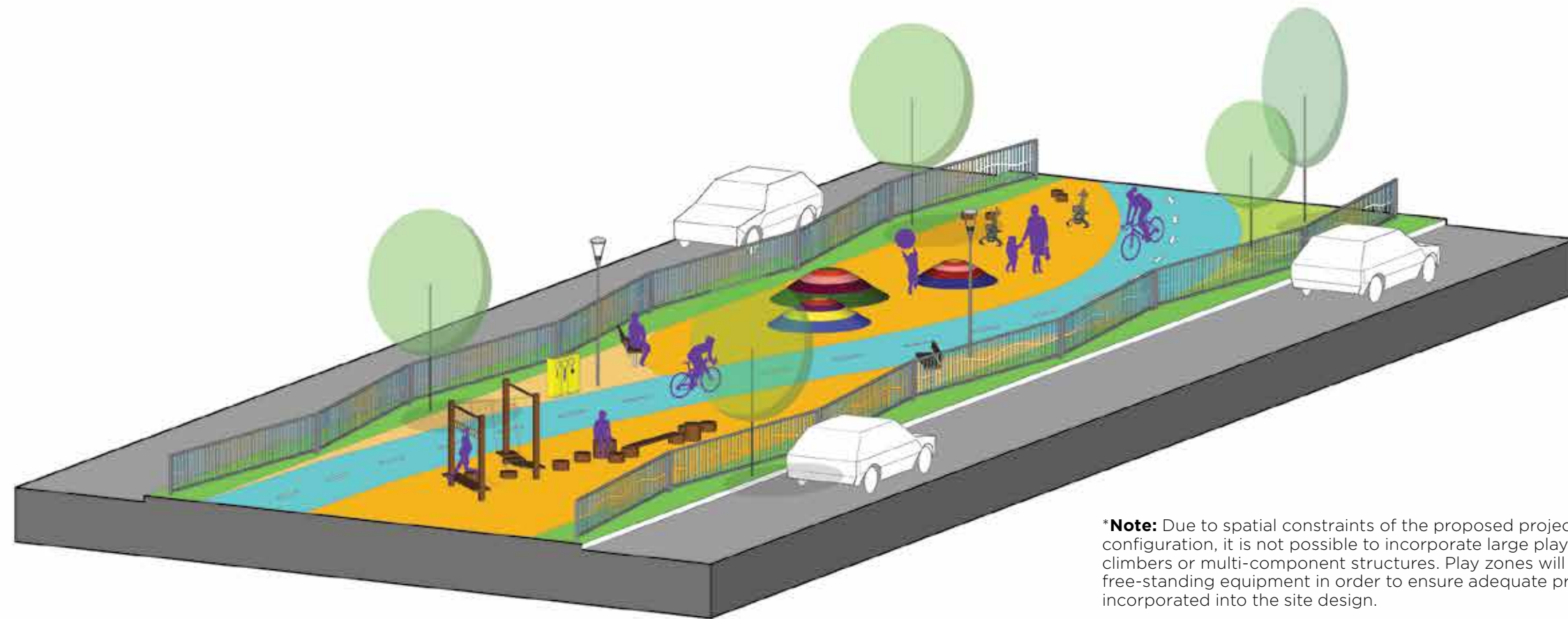


Solar Pathway Lights



ACTIVE ● ●

PLAY



**\*Note:** Due to spatial constraints of the proposed project location and configuration, it is not possible to incorporate large play equipment such as net climbers or multi-component structures. Play zones will be made up of smaller, free-standing equipment in order to ensure adequate protective fall zones are incorporated into the site design.



Small Structures

Off the shelf or custom-themed design



Spring Riders



Nature-Inspired Play

Timber based, off the shelf products or custom available





ACTIVE ● ●


PLAY



Freestanding Slide



Spinners



\***Safe Use Zone** is defined as the surfacing under and around the playground equipment onto which a child could accidentally fall. This area must be improved with some type of playground safety surfacing, and must be kept empty and free from other structures or decorations.

FITNESS



Fitness Trail



Body Weight-Based Fitness System



Timber-constructed Fitness Cluster



SUSTAINABILITY



Stormwater Management



Native Habitat Planting



Recycled Plastic Site Furnishings



Increase Urban Tree Canopy